

At the THROTTLE



By Lou Wilson

Veteran Engineer of the
20th Century Limited

As Told to Julian Leggett

ROARING along at seventy to eighty miles per hour, with 900 tons of steel pounding the rails behind his big locomotive, the engineer has even more to think about than his schedule and the safety of 150 or more passengers.


Watching the public—that part of it that I can see from my cab—is perhaps the most important part of my job. Of course, there is the feeling of great responsibility for my passengers, but in time that becomes instinctive. As I sit at the throttle, I keep thinking about automobile drivers and pedestrians. Four-wheel brakes can stop the modern car quickly, but the way many drivers use them is enough to give every engineer a bad case of the jitters. I see an automobile coming, but I don't know what the driver is going to do. Per-



Top, Engineer Wilson at the throttle. Bottom, the "Century" pulling out for long run between Chicago and New York

haps he will speed right up to the crossing and stop on a dime—or he **may** ignore ringing bells, flashing lights and the locomotive's warning screech to shoot over the crossing, without more than a couple of inches to spare. If the motorists would slow up as they approach a crossing, the engineer would breathe easier because he

of the "CENTURY"



would know they had a better chance of hearing his whistle and more time to stop.

The pedestrian is my other big worry. That man standing beside the track ahead of me **may** decide suddenly to cross. Some people walking the track will stay on until the locomotive is almost on top of them. Then they step off, the engine pilot fanning their coatsails. Ignorant of their close brush with death, they sometimes laugh at me.

These fellows who turn the engineer's hair gray by taking chances don't seem to know that it's impossible for me to stop the thirteen to fourteen-car "Century" in much less than one-third of a mile when I'm doing eighty miles an hour, even when I apply the emergency brake. Unless the engineer figures he has the time and



Top, material in a bad spot after failing to route fast train of left. Locomotive at right is standing still. Bottom, Wilson and Freeman in locomotive cab

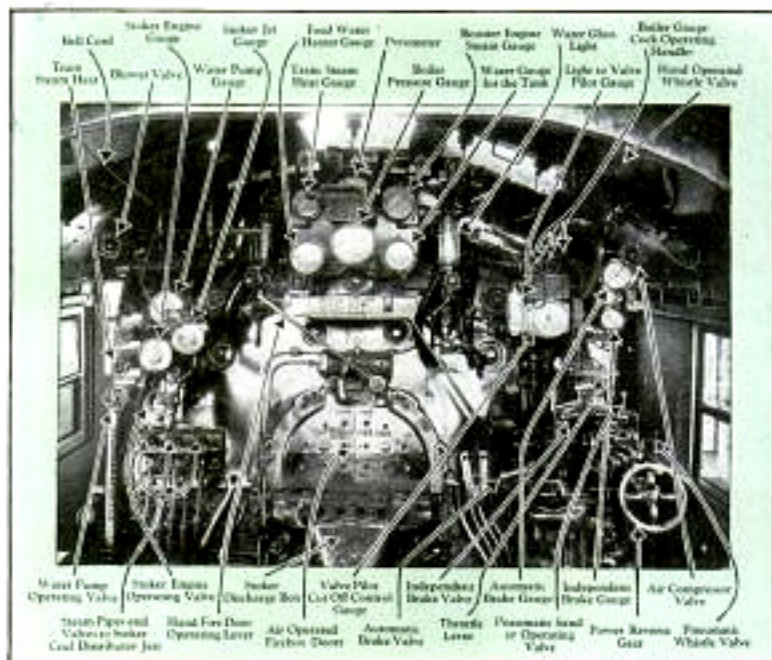


Photo courtesy American Locomotive Co.

stopping distance, and that he will save lives by doing it, application of the emergency brake would be futile. An emergency stop of a heavy passenger train costs the railroad from \$1,200 to \$1,500, depending upon the number of cars in the train. Full application of brakes flattens every wheel on the train, scraping off as much metal as would be worn away in a year's normal service. Added to the loss of that metal is the cost of labor for turning down

each flat wheel in the shops before it can run again. Usually an emergency stop means that the train must be halted right at that point and its passengers, baggage and mail transferred to another train. Regulations forbid operation of a train with flat wheels.

Not so many years ago, the engineer's chief fear was that his locomotive would strike an automobile or a truck, particularly a truck loaded with explosives or in-



Top, unusual view of Twentieth Century locomotive cab, with essential controls and gauges identified. Bottom, contour scale drawing of Chicago-Teledo run on the New York Central



flammables. Today, he also dreads the motorist who runs into the side of his train. In the year ending June 30, 1937, forty-eight per cent of the people killed or injured in grade-crossing accidents in New York state received their injuries as a result of vehicles smashing into the sides of trains. The causes of this new problem might be that motorists approach crossings too fast to notice a train is there, particularly at night, and that drivers are careless.

Accidents are being reduced at crossings, through the spending of millions of dollars by the railroads to install under- or overpasses, thus eliminating crossings. But the railroads do not have the financial resources to do this work alone, because there are approximately 235,000 crossings in this country, an average of nearly one per mile of rail line. Approximately 25,000,000 motor vehicles make use of these crossings.

I've been driving an automobile since 1916 and have had only one close call at a crossing. Knowing the danger, I had been teaching my wife to watch for crossing signs. Not long after we left Fort Atkin-




son, Wis., she suddenly said, "Railroad crossing?" I didn't see it, but I slammed on the brakes. Just as I did a big freight locomotive rushed by right in front of me, coming from behind a building at the left. I twisted the wheel and sent the car into the ditch to keep from hitting the train.

(Continued to page 122A)



Top, the "Century" en route. Center, using locomotive. Bottom, sample of speed indicator tape. If the speed and cut-off lines are fairly close together, engine operating efficiency is high.

SAND 10 TIMES FASTER— get *Better* jobs this
Easy way!

SANDS—BORNS
POUNDS
KIVES—SHAPES
KINDS—SAINT
VARIABLES
LAPIDES

New Guild PORTABLE
ELECTRIC **Sander**

The heavy power sander sands and better work 10 times faster and easier. Ends all the drudgery of hand sanding. Anyone can use it without practice.

Driven by a powerful motor, the endless abrasive belt sands with the grain. Leaves an egg shell, to 120-grit scratches. Gives uniform finish on flat surfaces. It handles almost every kind of wood, metal, lead, cast, zinc, marble, bone or plastic.

GUILD SANDER is a popular power sander used only in 1 year guarantee. Works from any light socket. Weighs only 5 lbs. Try it at your hardware dealer's, or write direct for details.

SYRACUSE BUILDING COMPANY
1730 E. N. Salts St., Syracuse, N. Y.

At the Throttle of the "Century"

(Continued from page 681)

Had I been going fast, we might have had a serious accident. Now that I'm nearing seventy years of age, I've learned the danger of speed on the highway and most of my driving is under fifty. But in spite of that, I feel a lot safer in the cab of the "Century" when it is doing eighty than I do in my car at any speed.

Railroad equipment, particularly the locomotives, has improved wonderfully since I started working for the New York Central nearly fifty-three years ago. Then I was with the old Lake Shore and Michigan Southern, which later became a part of the New York Central. The last few years, especially, have brought a lot of progress.

In the early days the railroads lost a lot of time by having to take on coal frequently. Today, between Chicago and New York, three locomotives are used on the "Century." Each is coaled before it is hooked onto the train. The change of engines requires only about three minutes. This eliminates the jolting of passengers that would result from moving the train from one coal chute to another. It's a hard job to handle a heavy train at the coal chutes.

Taking on water today isn't a problem because we can scoop it up on the run from water pans placed between the rails. At sixty miles an hour, our locomotive can take on 5,000 gallons of water while running over a water pan 2,000 feet long. The pans are heated by steam in winter to keep the water from freezing. As soon as a locomotive passes, a pump starts refilling the pan.

One of the biggest contributions to railroad safety is the automatic block signal and automatic train-control system. It's a wonderful thing, that train stop. Running through a storm, if the fireman and I both should miss a signal, the train stop will do the job of setting the brakes. About eighty feet in front of the signal post is a magnetic element in the track. In the front end of the locomotive tank is a receiver. The magnet operates an actuating valve which unlatches the automatic brake and sets the train brakes, stopping the train. Then the fireman must get down on the ground and latch the automatic brake control before the locomotive can be moved.

Speaking of brakes, I remember an in-

BUILD IT YOURSELF
and have an
Electric Outboard Motor

— this summer. Enjoy the double pleasure of making and using it. It's fun, and it's easy. This is an ideal way to guarantee you'll have one to use in the summer. Some things you can't make any other way. The finished job is easy to operate. Comes with 120-volt motor, and will run 12 to 12 1/2 hours on a 100-watt battery. The motor is made of brass and is built to last. It's a real bargain. Write for details today and get the motor right now.

ONLY 10c FOR PLANS

LEJAY MFG. CO., 1547 Lejay Bldg., Minneapolis, Minn.

LIBERTY 250
POUND
LOAD



**TAKE THE FAMILY or
DELIVER at LOW COST**

AUTO-GLIDE

Write for details and plans. This is a real bargain. Write for details today and get the motor right now.



WRITE for details and plans. This is a real bargain. Write for details today and get the motor right now.

THE CUSHMAN MOTOR WORKS, Dept. J-6, Lincoln, Neb.

cident in 1895 when I was first firing on a freight run. Our train was equipped with the first air brakes used on a freight on that line. We were coming downgrade with twenty-four cars of ore. Because too few of the cars were equipped with air brakes, and those all at the front of the train, the engineer was whistling every few seconds for the train crew to set the hand brakes on the cars. South of Ashtabula, Ohio, our tracks crossed those of the Nickel Plate railroad. Looking ahead I could see the target set against us. That meant that a Nickel Plate train was blocking the crossing. Our train kept rolling faster and faster because the crew didn't have time to set the brakes before we would reach the crossing. I got down on the gangway, ready to jump, and told the engineer he'd better do the same. We were pretty close to that crossing when the target changed suddenly and our train tore through at about forty miles an hour. The crossing watchman had heard our engineer whistling for brakes and had gotten the Nickel Plate crew to split their train in time for us to go through the crossing. We ran a couple of miles before we could get our train under control.

Once on a switch engine, the live pipe to the left injector let go and I had to dive out the window head first. If I had taken a deep breath of that hot steam, it would have burned my lungs.

But accidents are comparatively few. The new locomotives are built for greater endurance and higher speeds. The parts are heavier and manufactured of tested materials. Maintenance is much better than in the old days and this is especially true of lubrication. The boys in the roundhouse grease the engine, then take it out on the getting-ready track and go over the rods again to be sure the grease has reached every spot.

The new "Century" engines are much faster and able to take it. They are built for a top speed of 120 miles an hour, but operating regulations forbid speeds much greater than eighty. The weight per yard of rail has been increased from sixty to 127 pounds in order that trains may be operated at greater speeds with safety.

The first 20th Century pulled out on June 15, 1902. I was her fireman on the second run. Then our running time to New York was twenty hours. In 1905 the

(Continued to page 135A)

WIN PRIZES with GRAFLEX



"The picture" of a young child and dog, from the 1939 Pulitzer Prize.

THE results of 1939's first important photographic contest are further evidence that the rugged, Proven Winning Camera—made by Graflex—is founded on fact. Graflex-made Cameras captured all the major prizes for the third consecutive year in the New York Press Photographers' Association's Exhibit and established their fourth grand slam in a row in Edson & Fabaker's National News Picture Contest.

Whether you seek pictures for prizes, money, glory, or fun—for all—you will do well to choose a first-rate camera. A Graflex or Speed Graphic—America-made, Prize-Winning Camera. You have a wide choice of models to choose from. Be sure to have your Dealer show you the

Miniature 2 1/2 x 3 1/2 SPEED GRAPHIC



An all-purpose camera for cost. Although 35% smaller than any other Speed Graphic ever built, it has all the features of the larger Speed Graphic PLUS many new ones, including built-in focal plane shutter flash synchronization. See it and other Graflex-made winners at your Dealer's.

FREE! Send today for free motion of Graflex and Speed Graphic—America-made. Proven Winning Cameras and Accessories and the story of the new Speed Graphic 2 1/2 x 3 1/2. Speed Graphic 2 1/2 x 3 1/2—America's most popular and most successful—miniature camera. If you wish: **Folder: GRAFLEX CORPORATION, 1807 E. 17th St., Wichita, Kan., U. S. A.**

FOLDER GRAFLEX CORPORATION

1807 E. 17th St., WICHITA, KAN., U. S. A.

Send for free motion of Graflex and Speed Graphic—America-made. Proven Winning Cameras and Accessories and the story of the new Speed Graphic 2 1/2 x 3 1/2. Speed Graphic.

Name _____

Address _____

City _____ State _____

GRAFLEX Prize-Winning CAMERAS

When writing please specify Popular Mechanics

(Continued from page 133A)

schedule was cut to eighteen hours. From then until 1933, the schedule varied between eighteen and twenty hours. That year it was cut to seventeen hours and forty-five minutes. The time now has been reduced to sixteen hours—and it's pretty sure to go lower as improvements and operating conditions warrant.

Every engineer has at least one pet crossing where he hangs onto the whistle. At Mishawaka, Ind., I never let go, because between Mishawaka and Elkhart there are several important highway crossings. My engine hit an automobile there in 1929. Fortunately no one was killed. It happened as we met a silk train going east. Just as that train's caboose cleared the crossing, the car shot across and right into our path. Since it came from the left, I never saw the automobile until after we hit it.

Many people ask me what they should do if their car stops on the railroad track and a train is coming. I think they should get out of the car immediately and try to push it off the track, instead of trying to start the engine. Then, if they can't get it off the track, they are in the clear, ready to jump to one side when the train gets too close. But my advice to all motorists and pedestrians is this:

"Stop, look—and wait for the train to go by."

Chisel and Plane Blade Clamp Grips Tools for Sharpening



Blades of chisels and planes are held rigidly by a rolling clamp for sharpening at any desired bevel, resulting in a saving

of both time and loss. The degree of angle of the bevel is determined by the distance at which the edge is set from the clamp, and a knurled thumbscrew aids in making the desired adjustment. With the blade gripped firmly in the tool it is holed in the usual manner by a back-and-forth motion with pressure at the cutting edge, permitting the roller bearing to rest lightly at the rear of the oilstone. If necessary, the clamp may be operated likewise on a grindstone.

THE SPORT OF SPORTS!



GO PLACES

ON AN
Indian \$215.
F.O.B. FACTORY
FULLY
EQUIPPED

The JUNIOR SCOUT

AMERICA'S LOWEST PRICED "TWIN"

SEE the country as you never have before—enjoy this thrill and adventure with America's greatest motorcycle "toy" — the 1935 Indian Junior Scout. This twin cylinder engineering marvel dashes you over the open road with peppy power and soaring speed, takes you 70 miles on a gallon of gas. Also three other improved Indian models you can buy on your Indian dealer's pay-as-you-ride plan. See him today!

INDIAN is America's fastest stock motorcycle

3 YEARS' SUBSCRIPTION to the "Indian News" for the price of mailing. Hand-assembly Indian Sport Jersey FREE when you order your new Indian motorcycle. Mail coupon today!

FREE!



INDIAN MOTORCYCLE CO., Springfield, Mass.

Fill in and send to: Indian News for you free 3 years' subscription to your mailing name. (See picture of back and top of box for full details.) FREE when you order your new Indian motorcycle. Mail coupon today.

Name _____
Address _____

PM 1935

Please use this box for your name group.
121 Warren St., Springfield, Mass. 01102, and up, Section 32, etc.

INDIAN MOTORCYCLE CO., Springfield, Mass.