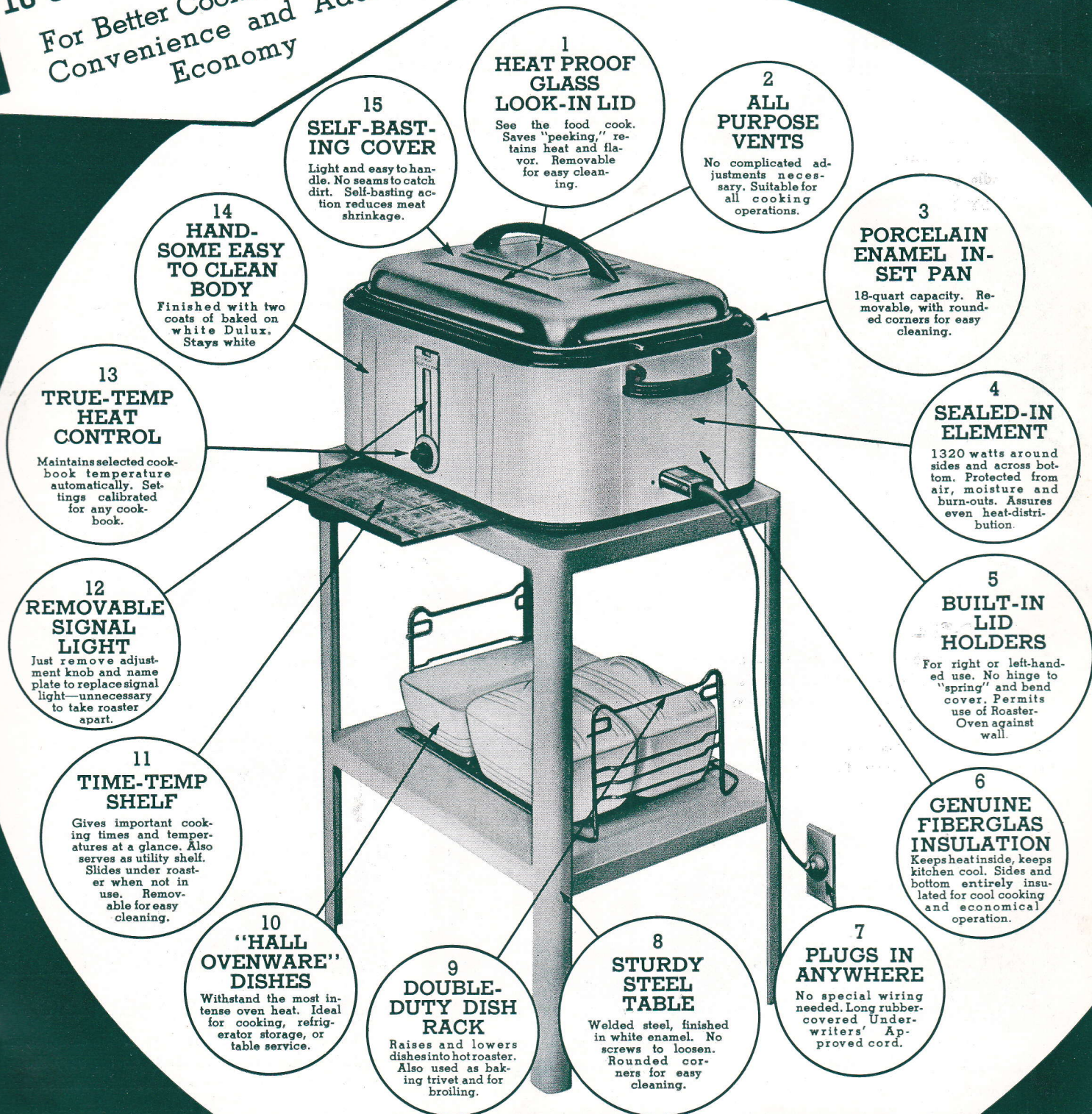



NEW Westinghouse *Electric* ROASTER • OVEN

15 OUTSTANDING FEATURES
For Better Cooking, Greater
Convenience and Added
Economy



COOKS EVERYTHING *Electrically* • QUICKLY, AT LOW COST


15 OUTSTANDING FEATURES OF THE W



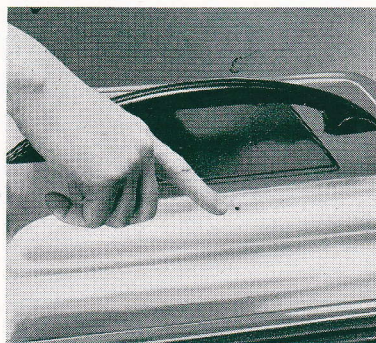
1. "LOOK-IN LID"

Heat-proof glass panel eliminates lifting lid to "peek" at food while it's cooking—saves heat, flavor, and vitamin-laden moisture. Easily removable for cleaning. Handle protects glass against breakage.

EASILY REMOVED FOR CLEANING



Glass panel is held firmly in place by two rust-proof clamps. By merely turning one clamp, glass may be removed for washing.



2. ALL-PURPOSE VENTS

These vents are scientifically designed to give best results for all cooking operations. No complicated adjustments to make, no crevices to catch food particles.

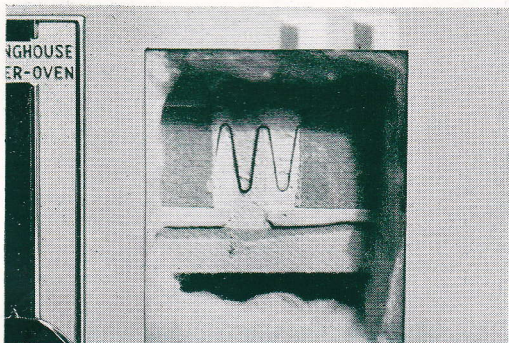


3. PORCELAIN ENAMEL INSET PAN

Inset pan of acid-resisting vitreous enamel, is easily removed for cleaning. Large quantities of food, or large fowl and roast, may be cooked right in this pan. Liquid capacity, 18 quarts.


EASILY CLEANED

Rounded corners cannot catch dirt or food particles—facilitate easy, thorough cleaning of inset pan. May be removed and washed the same as any other cooking utensil.




4. SEALED-IN ELEMENT (1320 Watts)

Improved zigzag type—high grade nickel-chromium resistance wire all around sides and across bottom. Assures even heat-distribution. Gives fullest heat transfer to well, using less current. Cemented between two sheets of asbestos to give complete protection from air and moisture, the cause of burnouts.




5. BUILT-IN LID HOLDERS

A convenient, easy-to-use lid holder molded into each handle. Supports the lid firmly in place in either horizontal or upright position—for either right-hand or left-hand use. All the advantages of a hinge, without the disadvantages. Back of Roaster-Oven can be placed flush against wall, and permits placing roaster under shelves where height does not permit a hinged lid.




6. FIBERGLAS INSULATION

Glass wool, the finest and most expensive type of insulator. Keeps the heat inside—keeps the kitchen cool. Does not absorb moisture. Saves current.




7. PLUGS IN ANYWHERE

The Roaster-Oven requires no special wiring of any kind—may be plugged into any convenient electrical wall outlet. *Uses no more current than a modern electric iron.* A-C. only.



8. STEEL TABLE


A convenient permanent stand for the Roaster-Oven and Broiler-Grid. Available as an accessory. Sturdy welded steel construction, finished in white enamel. Height 25 1/4"; width 14 1/2"; length 20 1/8". Shipping weight 12 1/2 lbs. Catalog No. 40-RT-1. Standard package, one.



9. PLATED STEEL DISH RACK

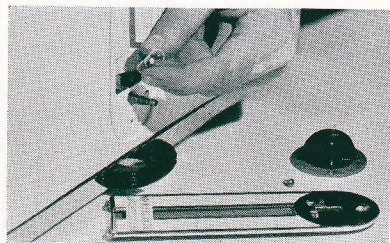
Raises or lowers all dishes at once. No complicated adjustments. Ample handle-space for easy lifting, even with hot pads. Serves as rack for Broiler Grid and supports adjustable baking and broiling rack. Electrically welded steel, nickel-plated to prevent corrosion and make cleaning easy.

WESTINGHOUSE ROASTER-OVEN




10. "HALL OVENWARE" DISHES

Smartly styled heat-proof ovenware dishes—perfect for cooking, and most attractive for table service. Large, uncovered meat dish of 2½ quarts capacity—two covered vegetable dishes of 2 quarts capacity each. An exclusive Westinghouse feature.





12. REMOVABLE SIGNAL LIGHT

The pilot light is easily replaceable by removing dial and panel in front of roaster. Eliminates complicated bulb-replacement problem.




13. TRUE-TEMP HEAT CONTROL

Bi-Metallic type thermostat is highly sensitive. No radio interference, gives longer life. Thermostat is specifically designed for Roaster-Oven use—control dial is calibrated to match temperatures in standard cookbooks. All parts are treated to resist rusting or corrosion.



11. NEW "TIME-TEMP SHELF"


This exclusive new dual-purpose shelf makes the Roaster-Oven easier to use than ever before. Gives the user at a glance the correct temperature-setting and cooking time for all the important foods (meats, fowl, vegetables, etc.), and all the important baking and cooking operations. Eliminates guesswork and the problem of lost cookbooks. The strong, chrome-plated steel shelf slides easily in and out of the roaster base. Instructions are printed on shelf, will not wear off. Provides a quick, easy guide for all commonly prepared foods, and also serves as handy serving shelf—see below.



HANDY SERVING SHELF
... for holding roaster dishes while food is inserted or removed.



EASILY CLEANED
... by removing from roaster, and washing the same as any other utensil.





14. SMART EASY-TO-CLEAN BODY

Two-piece, electrically welded steel body, reinforced with steel. Body first Bonderized to prevent rusting. Finished with two coats of high grade baked-on Dulux enamel. Easily cleaned with damp cloth.

15. STREAMLINED SELF-BASTING LID



Made of one-piece heavy-gauge aluminum, light and easy to handle. Non-rusting—easy to lift—easy to clean. No space for food particles or moisture to collect. Gives continuous self-basting action—reduces meat shrinkage.

Westinghouse Multi-Purpose BROILER-GRID





Attaches Easily to Roaster-Oven. Broiler-Grid unit includes frying grid with heating element and metal reflector. Unit attaches easily to standard Roaster-Oven rack, as shown.

Heating Element Removable for easy cleaning off frying grid by merely removing one screw. Grid may be washed like any other cooking utensil.



METAL REFLECTOR FOR FAST FRYING

Broiler-Grid is furnished with reflector (left) which fits over heating element and reflects heat upward, greatly increasing frying speed. For broiling or toasting, reflector is easily removed (center) by simply removing one screw. The heating element is then left free for perfect broiling from direct heat (right).




GREASE DRAIN

... inclined surface and drain hole allow grease from frying surface to drain into inset pan, or if desired, any ordinary metal cup may be used to catch drippings.


EASILY STORED

... in Roaster-Oven when not in use. Handle rotates, permitting roaster cover to fit over it, thus keeping out dust and dirt.




USES STANDARD COOKING UTENSILS

In addition to dish set provided, standard cooking utensils, cookie sheets, baking pans, pie pans, bread pans, etc., may be used in Roaster-Oven.



EASILY PORTABLE

The Roaster-Oven can be carried anywhere—out on the porch, in the yard, on picnics, etc. Ideal for buffet suppers. Plugs in anywhere



TIMER CLOCK

Well made, spring-wound Timer Clock to make Roaster-Oven operation fully automatic. Has 30-hour cycle with range of operation from 15 minutes to 21½ hours. Rated for 125 volt use, 1650 watts. Catalog No. TC-1; Style No. 1147544. Standard package, one.

ROASTER CABINET

Welded steel construction; finished in white enamel. Specially designed so that Roaster-Oven fits flush with top. Hinged door, with two shelves inside to hold roaster dishes and Broiler-Grid. Height 28 inches; width 14½ inches; length 20½ inches. Shipping weight 26 lbs. Catalog No. 40-RC-1. Standard package, one.



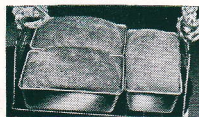
ROASTER-OVEN USES



Cooks Complete Meal—of meat, potatoes, vegetable and hot dessert, all at one time.



Roasts Fowl, or Meats—no drying out. Reduces shrinkage.



Bakes Bread, Cakes, Pies—using broiler rack, two large pies may be baked at once.



Cooks For Large Groups—large quantities of food easily prepared in inset pan.



Buffet Serving—Roaster-Oven keeps food hot and tempting.



For Canning Fruit—a practical timesaving use. Holds 12 pint jars.

BROILER-GRID USES



Broils—steaks, chops, ham, fish, vegetables or fruit.



Fries—bacon, eggs, griddle cakes, sausages, potatoes, etc.



Toasts—six slices of bread or six sandwiches at one time.



Grills—hamburgers, onions, etc.—enough for a party.

SPECIFICATIONS—WESTINGHOUSE ROASTER-OVEN

Removable Time-Temp Shelf: Chrome-plated steel, with Bakelite handle. Slides easily beneath roaster base. Easily removable for cleaning. Time and temperature charts imprinted with wear-resisting decalcomanias.

Lid: Heavy gauge aluminum, nonrusting. Heat-proof glass panel held in place by two clamps... removable for cleaning.

Reversible Baking and Broiling Rack: Electrically welded steel, flat ribbon bars. Nickel-plated to prevent rusting, and provide easy cleaning.

Lifting Rack: Electrically welded steel, heavier and stronger than any similar type of rack. Frame $\frac{1}{8}$ " thick. Bright nickel-plated to prevent corrosion. Easily cleaned.

Heating Element: Improved zigzag type—high grade nickel-chromium resistance wire formed into flat zigzag element—gives fullest heat transfer to well, using less current. Cemented between two sheets of asbestos to give complete protection from air and moisture, the cause of burnouts.

True-Temp Heat Control: Bi-Metallic type thermostat is highly sensitive to heat fluctuation, yet does not flutter on and off—eliminates radio interference, gives longer life. Thermostat is specifically designed for Roaster-Oven use—control dial is calibrated to match temperatures in standard range cookbooks. All parts are treated to resist rusting or corrosion.

Signal Light: Glows through vertical glass panel above dial. Flashes on and off with current, easily seen from any angle. Tested to last through life of Roaster-Oven. Pilot light easily replaceable.

Fiberglas Insulation: Glass wool, the finest and most expensive type of heat deterrent. Does not absorb moisture.

Body: Two-piece, electrically welded steel reinforced with steel. Gives extra strength.

Finish: Body first Bonderized to prevent rusting. Finished with two coats of high grade baked-on Dulux enamel. Easy to clean.

Handles: Bakelite, attached to body by means of screws and lock-washers. Lid holders molded into each handle. Tested to stand 90 lb. pull without loosening or strain. Open type construction gives positive grip, maximum coolness.

Cord: Extra-long, heavy-duty rubber-armored cord, tested and proved for long life. Can be washed. Soft rubber attachment plug.

Underwriters' Approval: Roaster-Oven approved by Underwriters' Laboratories, Inc.

Recipe Book: Fully illustrated 48-page book, including complete use illustrations, furnished free with each Roaster-Oven.

Length 23 $\frac{1}{2}$ ", **width** 15 $\frac{1}{4}$ ", **height** 12 $\frac{1}{8}$ ", over-all dimensions—Vitreous enamel inset—18 quarts capacity. Heat-proof ovenware dishes—one 2 $\frac{1}{2}$ quarts capacity, two covered dishes of 2 quarts capacity each.

Shipping Package: Contains one Roaster-Oven complete with enamel inset pan, lifting rack (and trivet), adjustable baking and broiling rack, detachable rubber-armored cord and plug, Heat-proof Ovenware Dish Set, and recipe book.

	A-C. Cat. Only No. Volts	Watts	Approx. Ship. Wt. Lbs.	Stand- ard Pack- age
Roaster-Oven (Packaged unit) with Ovenware Dish Set	RRA-84	115 1320	44	2
Heat Proof Glass Dish Set	RRA-94	115 1320	44	2

SPECIFICATIONS—BROILER GRID

Grid: Heavy gauge aluminum, exclusive Westinghouse formula. 12 $\frac{3}{4}$ " long, 7 $\frac{1}{4}$ " wide.


Heating Element: Finest nickel chromium wire. Scientifically designed to give uniform heat over entire cooking surface. Insulated with porcelain exactly the same as the famous Westinghouse Range removable oven units.

Reflector: Made of .031 gauge steel, nickel-plated on both sides to prevent corrosion. Reflects heat back up to cooking surface to give faster frying—is removed for broiling. Attaches easily to Broiler-Grid with one screw.

Handle: Black wood—may be rotated inward so Broiler-Grid may be stored in Roaster-Oven when not in use.

Standard Package, one.

Catalog No.	Volts	Watts	Approx. Ship. Wt. Lbs.
RT-34-B One Package Containing Broiler-Grid	115	1620	4
RT-44-B Same as RT-34-B except only 1320 Watts	115	1320	4



WESTINGHOUSE *Standard* ELECTRIC ROASTER

16-QUART CAPACITY

Gives virtually all the advantages of modern electric cooking at minimum cost... cleanliness, coolness, timesaving, economy. Roasts, bakes, stews, cooks a complete meal for 8 to 10 persons all at one time. 5-piece "Glasbake" dish set. No special wiring necessary—may be plugged in any electrical wall outlet. Attachable Broiler-Grid broils, fries, grills, toasts.

SPECIFICATIONS

Length 22 $\frac{3}{4}$ inches, width 15 $\frac{1}{8}$ inches, height 11 $\frac{1}{4}$ inches. Package contains one roaster, large enamel inset, lifting rack, detachable cord and plug, and recipe book. Dish set may be purchased with the roaster or separately.


Volts	Watts	Shipping Weight of Standard Package	Standard Package
-------	-------	--	---------------------

RRS-14 Roaster complete with Heat Proof Glass Dish Set	115	1320	43 lbs.	2
RT-4 Broiler Grid	115	1620	4 $\frac{1}{2}$ lbs.	2

Westinghouse Press
Printed in U.S.A.



5-PIECE GLASBAKE DISH SET
Perfect for cooking, serving or refrigerator storage. One large meat dish, two covered vegetable dishes.



ATTACHABLE BROILER-GRID
Fits on standard roaster rack. Fast-heating grid, heating element easily removable for cleaning.

Every house needs
Westinghouse



AUTOMATIC SANDWICH GRILL

NEW BEAUTY • NEW USES • NEW FEATURES

BUILT-IN OVERFLOW RIM

Catches excess drippings or batter overflow—prevents spilling on table. Easy to keep clean.

SMARTLY STREAMLINED

New low design, one-piece construction, greater beauty, greater convenience. Easy to keep clean. Built to last! Built to serve!

LUSTROUS TARNISH-PROOF CHROME FINISH

Finished in extra heavy, triple-plated chrome. Always stays bright. Easy to keep clean.

COOL BAKELITE HANDLES

Cover and side handles of cool black Bakelite. Easy to use. Prevent burned fingers.

HIGH CAPACITY HEATING UNIT

Distributes heat evenly to all parts of grid, for faster, more even cooking. Plugs into any A-C outlet.

SIGNAL LIGHT


Tells when selected temperature is reached. Easily visible from any angle.

AUTOMATIC HEAT CONTROL

Maintains desired cooking temperatures—for high, low or in-between heats. Built-in "Off" switch saves disconnecting cord.

SCRATCH-PROOF BAKELITE FEET

Bakelite feet will not scratch or mar polished tables.



AUTOMATIC SANDWICH GRILL


Five Appliances in One—Makes Waffles, Toast, Fries, Grills, Warms

USES: Makes delicious toasted sandwiches of all kinds, grills bacon, chops, hamburgers, vegetables or fruit. May be used with separate set of waffle grids for making delicious waffles. Ideal for buffet suppers, late snacks, quick luncheons, etc. Complete recipe book furnished with each grill.

Very fast heating 1000-watt element, with automatic temperature control. Heats 30% faster than most non-automatic models. Approved by Underwriters' Laboratories.

CATALOG NUMBER STC-54

Specifications: 1000 watts, A-C only. Grids are 10 $\frac{3}{8}$ by 6 inches. Detachable cord and miniature plug included. Shipping weight, 7 lbs. Standard package, 6.



PRETREATED WAFFLE GRIDS

Not included with sandwich grill, but may be purchased separately as an accessory. Extra large, for four generous servings each. Grids are pretreated, require no greasing.

Catalog No. STW-2. Shipping weight, 9 lbs. Shipping package, four sets (two grids) in attractive display carton.

PLUS FEATURES

Large Grilling Surface

Extra fast-heating aluminum grids—10 $\frac{3}{8}$ x 6 inches. Top grid folds back flat to double grilling surface, enough to fry six eggs at one time. Drain spouts on both grids carry away excess grease when frying bacon, chops, etc. Aluminum cup provided to catch excess grease.




Expansion Hinges

Accommodate sandwiches of any thickness, without mashing. Permit top grid to fold back flat.



Dual Purpose Front Handle

Serves as support for top grid when opened flat. Locks in place in either vertical or horizontal position.



• Best quality nickel chromium wire element on porcelain bushings, gives even heat distribution over entire grid.

• Heat shield in base gives greater efficiency, lower table top temperature.

• Extra Waffle Grids Available—easily fitted into place. Pretreated, no greasing required.

• Complete Recipe Book—furnished free with each grill.

Every house needs
Westinghouse



NON-AUTOMATIC SANDWICH GRILL

NEW BEAUTY • NEW USES • NEW FEATURES

SMARTLY STREAMLINED

New low design, one-piece construction, greater beauty, greater convenience. Easy to keep clean.

LUSTROUS TARNISH-PROOF CHROME FINISH

Finished in extra heavy, triple-plated chrome. Always stays bright. Easy to keep clean.

COOL BAKELITE HANDLES

Cover and side handles of cool black Bakelite. Easy to use. Prevent burned fingers.

SCRATCH-PROOF BAKELITE FEET

Bakelite feet will not scratch or mar polished tables.

HIGH CAPACITY HEATING UNIT

Distributes heat evenly to all parts of grid, for faster, more even cooking.

BUILT-IN OVERFLOW RIM

Catches excess drippings or batter overflow—prevents spilling on table. Easy to keep clean.



NONAUTOMATIC SANDWICH GRILL

A Complete Cooking Unit for the Table

USES: Makes delicious toasted sandwiches of all kinds, grills bacon, chops, hamburgers, vegetables or fruit. May be used with separate set of waffle grids for making delicious snacks, quick luncheons, etc. Complete recipe book furnished with each grill. 660-watt element with heat shield to give greater efficiency and more even heat distribution. Approved by Underwriters' Laboratories.

CATALOG NUMBER STC-44

Specifications: 660 watts, A-C or D-C. Grids are 10 $\frac{3}{8}$ by 6 inches. Detachable cord and miniature plug included. Shipping weight, 7 lbs. Standard package, 12.

* * *

PRETREATED WAFFLE GRIDS—Not included with sandwich grill, but may be purchased separately as an accessory. Extra large, for four generous servings each. Grids are pretreated, require no greasing.

* * *

Catalog No. STW-2. Shipping weight, 9 lbs. Shipping package, four. Set (two grids) in attractive display carton.

PLUS FEATURES

Large Grilling Surface

Extra large fast-heating aluminum grids—10 $\frac{3}{8}$ x 6 inches. Top grid folds back flat to double grilling surface, enough to fry six eggs at one time. Drain spouts on both grids carry away excess grease when frying bacon, chops, etc. Aluminum cup provided to catch excess grease.




Expansion Hinges

Accommodate sandwiches of any thickness, without mashing. Permit top grid to fold back flat.



Dual Purpose Front Handle

Serves as support for top grid when opened flat. Locks in place in either vertical or horizontal position.



• Best quality nickel chromium wire element on porcelain bushings, gives even heat distribution over entire grid.

• Heat shield in base gives greater efficiency, lower table top temperature.

• Extra Waffle Grids Available—easily fitted into place. Pretreated, no greasing required.

• Complete Recipe Book—furnished free with grill.

WESTINGHOUSE COFFEE MAKERS

EXTRA FEATURES AT NO EXTRA COST • MADE OF GENUINE PYREX GLASS

PATENTED "RIM GUARD"



Prevents chipping or breakage of glass if upper bowl strikes faucet during rinsing. Chrome-finished metal guard, cushioned in live rubber, projects above rim to give complete protection.

3-IN-1 COVER

Plastic cover serves as: (1) Dust cover when brewer is not in use. (2) Ventilated scorch-proof table mat for coffee maker when removed from heater for filtering. (3) Table holder for upper bowl before and after coffee is made.

PATENTED "UPPER GRIP"



Firm, cool Bakelite handle prevents scalded fingers while rinsing upper bowl. Prevents slipping and breaking. Permits easy removal of upper bowl after brewing.

PATENTED FILTER

Double thickness filter cloth, plus patented non-slip filter head, permit using the finest (and therefore most efficient) grind of coffee without trace of sediment.

"AUTO-SEAL" BUSHING

Double "fins" give an automatic and positive seal without twisting or squeezing. Upper bowl easily inserted in or removed from lower bowl.

EXTRA-WIDE FUNNEL

Gives faster filtering. Easy to clean, and easy to dry by merely drawing a tea towel through the wide funnel.

WIDE, EASY-TO-CLEAN NECK

Easy to fill, easy to clean. Hand can be inserted inside either bowl for thorough cleaning.

DECANTER COVER

Hinged plastic cover flips into place, to keep coffee warm after it is brewed. Coffee may be poured without lifting cover.

FAST-HEATING STOVE

550 watt stove gives fast brewing. 2-way switch for high or low heat (see below). Insulated plastic base — scorch-proof scratch-proof.

DE LUXE 8-CUP, 2-HEAT MODEL

Makes Better Coffee—Easier, Faster

This Westinghouse Coffee Maker enables any housewife to make clear, full-flavored coffee every time—the same way it's made in many fine restaurants and hotels. Fast-heating stove brings water to proper temperature *quickly*—no tedious waiting. Double thickness filter cloth permits use of extra fine grind of coffee, which gives up more of its flavor-oils than do coarser grinds. Two-way switch gives correct warming heat at a flick of the finger. Coffee measuring spoon included with each coffee maker.



CONVENIENT TO USE

Just lift off the upper bowl after coffee is brewed, and place it in handy funnel holder on table. No getting up to take upper bowl to sink, no spilled grounds. Warming heat on stove keeps coffee at perfect serving heat during a leisurely meal.

★ ★ ★

CATALOG NO. C8D-414, 115 VOLTS
550 watts. 115 volts. Detachable cord and coffee measuring spoon included. Shipping weight, 5 lbs. Standard package, six. Individually packed for reshipment (no extra charge).



2-WAY SWITCH

Just flip the switch to "Brew"—and in almost no time the water is boiling. After coffee is brewed turn switch back to "Warm" and you automatically get the correct heat to hold coffee at perfect serving temperature. No guessing, no fumbling, no reversing of clumsy plugs—the correct heat as and when you want it.



GENUINE PYREX GLASS

Bowls made of famous "Pyrex" glass, your assurance of the very finest quality heat-resisting glassware. Same weight as used in the finest commercial glass coffee brewers.

THE *Leisure Line* OF ELECTRIC HOME APPLIANCES