




*Hello Boys!*

LOOK AT THESE

**GILBERT**  
TOYS



## INTRODUCTION



***Hello Boys!***

I suppose I have more boy friends in the World than any other single individual, and I am very proud of it. Every day the mail man brings me letters from boys in all parts of the United States, from Maine to California, and also letters from boys in England, France, Japan, Australia, Cuba, South America and once in a while from some boy who lives in a foreign land of which I have never heard before. Then I have to get out my old Geography and study the map to find out where my boy friend lives. I have written this book to tell you all about Gilbert Toys, but before I do let me tell you something about myself for I have had an interesting life I can tell you.

I lived away up in the Northern part of Idaho and after I had finished my public school course, my father sent me to Pacific University at Forest Grove, Oregon, and it was there that I became interested in athletics. I did a great deal of wrestling, and one day the school entered me in the Northwest wrestling championship bouts. The first year, although I didn't win, I did very well. I went back home and trained all the harder, believing that if I persisted and I would some day win the championship. I didn't have to wait very long, for the next year the school entered me again and I succeeded in winning the Pacific Coast championship.

The same year I broke the Northwest record for pole vaulting, and was made Captain of the University Track Team. Although the school had only 150 men in it, I built up a very fine team and organized a training table just like they do at the big colleges. At this time I had no idea that some day I would go to a university like Yale. Although this was a small school, we competed with all the big colleges, and won the track championship of the Northwest. During my three years at Pacific University I took part in a great many contests and won lots of medals and prizes. I then became ambitious to go to Yale and in 1904 I came to New Haven.

While at Yale I won the "Y" for three different branches of athletics and was presented with 160 different gold and silver medals; over 100 silver cups including the first place medal at Harvard-Yale and Yale-Princeton and Intercollegiate track meets. I also won the Wrestling Championship of the United States. In fact I was never thrown in wrestling. I was intercollegiate gymnast and won the "Y" for being the best all round gymnast at Yale. I believe I had more success in Pole Vaulting than anything, for twice I had the world's record, having jumped over 13 feet. I was picked out to represent America at the Olympic Games in London. During the last few days of the games I was awarded a medal by Queen Alexandria, attended by King Edward, as World's champion in Pole Vaulting.

My main object in telling you this story about myself is to show you that it is persistency with which you keep after things that counts most in making a success. I feel that every boy should be trained for leadership. It is only the bright eyed, red blooded boy who has learned things, done things, dared things beyond the reach of most boys who will find the way open to really big achievements. You see boys, it is not so very long ago that I was a boy myself and I know what boys want and the kind of toys they like. That is why, when I started to make Gilbert Toys I made them genuine. My toys are toys for the live wire boy, who likes lots of fun and at the same time wants to do some of the big engineering things—things that are real—things that are genuine. Every toy I make is fully guaranteed to do just what I say it will, or I will give you your money back.


The picture at the top of this page is one view of my big factory in New Haven. When you are in New Haven don't forget to come and see me and I will show you just how Gilbert Toys are made. Read through this book carefully and don't miss the last page on which I tell you all about the Gilbert Engineering Institute for Boys and also my big toy engineering prize contest.

Sincerely yours,

*A. C. Gilbert*  
President,

In Canada—The A. C. Gilbert-Menzies Co. Limited, Toronto.

The A. C. Gilbert Company, New Haven, Conn., U. S. A.



Digitized by the Internet Archive  
in 2010 with funding from  
Lyrasis Members and Sloan Foundation

<http://www.archive.org/details/helloboyslookatt00acgi>

The  
Winterthur  
Library


# ERECTOR

REG. U.S. PAT. OFF.

Erector has been on the market for so long and so many boys already have it that I'll bet lots of you fellows know as much about it as I do. Why, say, isn't it corking great stuff to build bridges—towers—elevators and all sorts of structural steel buildings with. Honestly it even surprises me sometimes when I'm working on a model to see how quickly and easily it puts together and the number of things I can build with it.

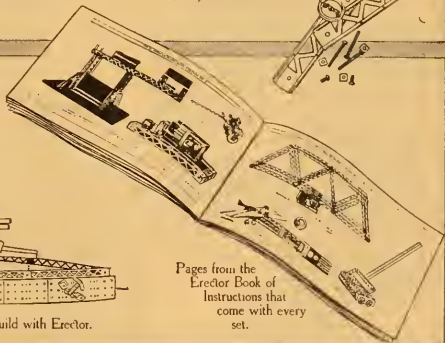
That's the beauty of having a toy that is correct in construction and Erector surely is. It is structural steel in miniature, just like the big steel that goes into draw-bridges, traveling cranes, sky scrapers, battleships and almost everything you can think of. Boys, it is Genuine—and that means you can do something real with it. That's why so many boys immediately think of Erector when they want a steel construction toy. They like the real four sided girders, the steel angle irons, shaftings, wheels, pinions, pulleys, nuts and the many parts that come only in Erector.

You probably know that Erector plays a big part in my Toy Engineering Prize Contest. You can win prizes by submitting photographs of models built with your set. I have explained all about this Prize Contest on the last page of this book. (Then too, there is The Gilbert Engineering Institute for Boys in which a good many of my boy friends already hold degrees. Have you one yet? A photograph of an Erector model will win the first degree for you. I want all my boy friends to be Gilbert Engineers and I hope you'll soon be one if you aren't already. See the "Famous Four" Erector set on this page and the other Erector outfits on the next page.




THE FAMOUS No. 4  
ERECTOR

The leader in Erector. Comes in stained hardwood cabinet. Has motor and special gears, gear side plates, besides regular girders, pinions, nuts, bolts, etc. Price \$6.00. (In Canada \$9.00).



Pages from the  
Erector Book of  
Instructions that  
come with every  
set.

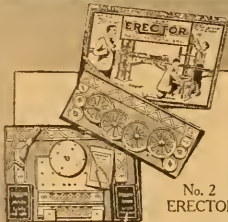


One of the models you can build with Erector.




No. 1 ERECTOR

A dandy little outfit for the young boy to start with. Has standard Erector parts. Comes in Gilbert Toy sealed carton. Price \$1.50. (Canada \$2.25)



No. 2  
ERECTOR

Contains fine assortment of girders, angles, shavings, wheels, etc. An elementary Erector Set somewhat larger than No. 1. Packed in Gilbert Toy sealed carton. Price \$2.50. (Canada \$3.75).




No. 6 ERECTOR

One of the advanced Erector Sets. Includes Motor and good supply of girders, pinions, collars, angles, shavings, etc. Comes in hardwood cabinet. Price \$10.00. (Canada \$15.00)



No. 7 ERECTOR

Contains girders, pinions, collars, nuts, bolts, shavings, etc. Also Electric Motor and Reverse Base for operating models. Packed in hardwood cabinet. Price \$15.00. (Canada \$22.50).



No. 8 ERECTOR

The largest and most complete Erector outfit. Contains big supply of all Erector parts. Also Motor and Reverse Base. Packed in hardwood cabinet. Price \$25.00. (Canada \$37.50).



# GILBERT ELECTRICAL TOYS

Boys, did you ever stop to think what a wonderful thing electricity is? Why you just turn a button—and you have light—or you start a huge dynamo—or perhaps you explode a great charge of dynamite. Then you lift a telephone receiver off the hook and a voice says "Hello" as clearly as if the person speaking were in the same room with you. Isn't it wonderful? How would you like to learn about all these things? Find out how a motor is put together, how to gear it for different speeds and power? You can do these things with my electrical sets and the manual included in each outfit tells you just how to do every experiment and a whole lot about electricity. Read the descriptions of each set.




No. 3002  
ELECTRICAL  
SET



Contains all parts for building complete electric motor. Book of Instructions tells how to wire for door bells, electric lights, etc. Packed in Gilbert Toy sealed carton.

Price \$2.50 (Canada \$3.75).



No. 3004  
ELECTRICAL  
SET




A dandy little electrical laboratory in hardwood chestnut cabinet. Includes electric sounder, all parts for building geared motor, reverse base, control switch, book of complete instructions, etc.

Price \$7.50 (Canada \$11.25).

No. 3006 ELECTRICAL SET

One of the most complete electrical laboratories made. Contains apparatus and book of instructions covering static, magnetic and current electricity and in addition a complete telephone outfit—The No. 3503 Phono Set. Hardwood cabinet. Price \$10.00 (Canada \$15.00)



No. 3003  
Electrical  
Set



Contains same parts as in No. 3002 and in addition side plates for building geared motor, gears, reverse base, control switch, etc. Book of Instructions gives complete information. Comes in Gilbert Toy sealed carton. Price \$5.00 (Canada \$7.50)



No. 3502 Tele Set

A real telegraph outfit with two keys, wire, telegraph blanks and book of instructions telling you how to rig up your telegraph stations. Packed in Gilbert toy sealed carton. Price \$2.00 (Canada \$3.00)



Just think, a genuine telephone outfit that you can rig up and hear over. Works just like the big telephones. Book of Instructions tells you just how to operate it. Packed in Gilbert Toy sealed carton.

Price \$5.00  
(Canada  
\$7.50).



No. 3503  
PHONO  
SET



# GILBERT · TOY MOTORS AND ELECTRICAL ACCESSORIES



**P58 MOTOR**

The strongest toy motor of its size made today. Operates on batteries or from transformer. I made many thousands of these for the U S Government during the war. Height 2 1/2" Weight 12 oz. Price \$1.50 (Canada \$2.25)



**P82 BATTERY WOUND MOTOR**

Wound especially for use with batteries. Can also be used from transformer. Die cast shell. Has reversing attachment. Height 3 1/2" Weight 2 lbs. Price \$4.00 (Canada \$6.00)

**P54 MOTOR**

Mounted on reverse base and works backward or forward. A dandy four terminal motor. Height 3 1/8" Weight 14 oz. Price \$2.50 (Canada \$3.75).



**P53 MOTOR**

Two terminal motor with pressed steel base. Has latest type brush holders and brushes. Operates on batteries or from transformer. Mounted on pressed steel base. Height 3 1/8" Weight 14 oz. Price \$1.50 (Canada \$2.25)



**P52 MOTOR**

A two terminal motor for operating light running models. Operates on batteries or from transformer. Height 3 1/8" Weight 8 oz. Price \$1.00 (Canada \$1.50)



**P59 REVERSE BASE**

Operates four terminal toy motors backward or forward. Can be attached directly to P58 or at a distance. Size 4 x 4" Weight 7 oz. Price 75c (Canada \$1.15)



**B65 UNIVERSAL MOTOR**

More than a toy motor. 1-30 HP at a speed of 7500 RPM. Operates on direct or alternating current 110 volts, 60 cycle. Die cast shell mounted on pressed steel base. Complete with cord and plug. Height 5" Weight 2 1/2 lbs. Price \$7.50 (Canada \$11.25)




**P56C UNIVERSAL MOTOR**

A dandy little universal motor. Operates on direct or alternating current 110 volts, 60 cycle. Die cast shell on cast iron base. Motor nickel plated. Cord and plug furnished with motor. Height 3 1/2" Weight 3 lbs. Price \$5.00 (Canada \$7.50)



**P61C CONTROL SWITCH**

Control the speed of your motor with this control switch. Has movable lever similar to all standard rheostat. Porcelain base. Size 4 x 4" Weight 7 oz. Price \$1 (Canada \$1.50).



**No. 275 THRILLER**

A dandy electrical toy that you can have piles of fun with. Give your friends electrical shocks. Size 4 x 2 1/2" Weight 2 1/2 lbs. Price \$2.50 (Canada \$3.75)



**P60C TRANSFORMER** Just the thing you need for operating your electric trains. Output can be varied from 3 to 12 volts. Use only on alternating current 110 volts, 60 cycle. Furnished with 3 foot cord and plug. Size 3 1/2 x 3 1/2" Weight 2 lbs 12 oz. Price \$4.00 (Canada \$6.00)



**P73B MOTOR**

Wound especially for battery use. Can also be used on house current through a transformer. Heavy cast iron shell. Three pole armature. Designed to resemble large commercial motor. An exceptionally strong motor. Height 4 1/2" Weight 3 lbs. Price \$3.50 (Canada \$5.25)





**No. 204 EMERY AND BUFFING WHEEL**

Sharpens knives, pulleys, etc. A handy little tool to have. Cast iron frame. Size 8 1/2" x 2 1/2" x 4 1/2". Weight 1 lb. Price \$2.00 (Canada \$3.00)




**No. 211 DRILL PRESS WITH MOTOR**

A powerful little unit made up of drill press. No. 205 with sturdy electric motor. Size 8 1/2" x 2 1/2" x 7 1/2". Weight 2 1/2 lbs. Price \$4.50 (Canada \$6.75)

**No. 207 WOOD TURNING LATHE**



A genuine miniature lathe. Operates exactly like the real ones do. Size 9 1/2" x 3 1/2" x 4 1/2". Weight 2 1/4 lbs. Price \$3.00 (Canada \$4.50)



**No. 213 WOOD TURNING LATHE WITH MOTOR**

Same as No. 207 lathe with motor. Steady driving power obtained by belt chain transmission. Size 8 1/2" x 2 1/2" x 7 1/2". Weight 2 1/2 lbs. Price \$5.00 (Canada \$7.50)



**No. 205 DRILL PRESS**

Just do the thing for drilling safe holes in wooden wheels, etc. Built of cast iron. Size 4 1/2" x 2 1/2" x 6 1/2". Weight 1 lb. Price \$2.50 (Canada \$3.75)

**No. 202 SCROLL OR JIG SAW**



Uses wood up to 9" long, large enough for most any scroll saw design. Built of cast iron. Size 2 1/2" x 2 1/2" x 5. Weight 2 1/2 lbs. Price \$2.50 (Canada \$3.75)




**No. 203 SURFACE GRINDER OR SANDER**

Smooths rough edges and corners of your wooden toys. Has standard sand cloth attached. Size 3 1/2" x 3 1/2" x 4 1/2". Weight 1 1/2 lbs. Price \$1.50 (Canada \$2.25)



**No. 209 SCROLL OR JIG SAW WITH MOTOR**

Same as No. 202 except it is motor driven. Size 10" x 4" x 5". Weight 4 1/2 lbs. Price \$4.50 (Canada \$6.75)




**No. 210 EMERY WHEEL WITH MOTOR**

Same as No. 204 with sturdy motor attached. Motor operates on battery or from house current with a transformer. Size 5" x 4" x 4 1/2". Weight 1 lb. Price \$4.00 (Canada \$6.00)

**No. 219 MACHINE SHOP**

Consists of wood turning lathe, scroll saw, surface grinder and drill press. All driven by powerful B&S 110 volt Universal Motor operating on direct or alternating current up to 60 cycle. Size 8" x 12" x 6". Weight 13 1/2 lbs. Price \$25.00 (Canada \$37.00)



**No. 220 COMPLETE MACHINE SHOP**

A combination of all the miniature machines discussed with the addition of a patch press. Power transmitted by belt chains from shafting running entire length of bench. Operated by B&S Culture Universal Motor for use on direct or alternating current. 110 volts, 60 cycle. Non-complex machine shop made. Size 10" x 12" x 8". Weight 19 lbs. Price \$25.00 (Canada \$37.00)

**No. 216 MACHINE SHOP**

Includes scroll or jig saw, drill press and B&S Universal Motor which will operate on 110 volts direct or alternating current up to 60 cycle. Link chain transmission. Size 12" x 7" x 7 1/2". Weight 8 lbs. Price \$13.50 (Canada \$20.25)

**No. 217 MACHINE SHOP**

Complete wood turning shop. Operated by Gilbert Universal Motor on direct or alternating current. 110 volts up to 60 cycle. Five face sand and emerystones plus furnished. Size 12" x 12" x 6". Weight 6 lbs. Price \$15.00 (Canada \$22.50)


# GILBERT AIR - KRAFT

Flying an airplane is the greatest sport in the world, boys, and very soon I'm sure they'll be as common as automobiles. Some of you boys will probably own machines yourself and think nothing of flying from city to city or even over a number of states, just for an afternoon's pleasure. I wish I could build real aeroplanes for you, but as that is impossible, I'm doing the next best thing and building aeroplanes in miniature. Read over the descriptions of the different sets below.



## A103

This is an all metal Aero-plane that flies about a tall wooden stand. The wires that support the plane on its flight bring the electric current to the powerful little motor by which the aeroplane is driven. It is a monoplane finished in bright red and yellow with the stand finished in black. Has bright red wheels on the landing gear. Equipped with rudder, stabilizer and elevating planes. Can be operated on batteries or from house current through a transformer. Price \$6.00 (Canada \$9.00)



## A101

A dandy little aeroplane that actually flies. Made of fibre board and wood and driven by rubber band motive power. Has double propellers and single plane. Comes knocked down with complete directions for assembling and winding. Packed in the Gilbert Toy sealed Carton.

Price \$2.00  
(Canada \$3.00)



## A102

A double plane type of aeroplane that actually flies. Larger than No. A101 but operates the same way. Has two propellers, made of fibre board and wood and has rubber band

driving power. With each outfit is included complete directions for assembling as well as special winder for rubber bands. Comes in the Gilbert Toy sealed carton. Price \$3.50 (Canada \$5.25)





# GILBERT WIRELESS OUTFITS

## No. 4008 RADIO RECEIVING SET



This Radio Receiving Set is complete in every respect. It is the same as No. 4007 Set but has Audion Detector in place of Radiotelet which increases the range of the outfit to 1000 miles. It is an extremely sensitive receiving outfit of the most modern design and construction. Book of instructions included with each outfit is an authoritative book on wireless. Loose Coupler and Audion part in polished hardwood cabinet. Packed in corrugated container. Price \$45.00 (Canada \$75.00)

## No. 4010 SENDING SET



A complete Sending Outfit including Spark Coil, Condenser, Spark Gap and Oscillation Transformer. These pieces of apparatus are put up complete in a polished hardwood cabinet and in addition an aerial switch and key are supplied. The outfit is designed to conform to government regulations in every way and has a transmitting range from 3 to 5 miles. Complete instructions for operating are given in the book of instructions included with each outfit. Sending Cabinet made up in polished hardwood. Packed in corrugated container. Price \$15.00 (Canada \$22.50)

## No. 4012 Receiving and Sending Set

An ideal type of transmitting and receiving outfit is comprised of the very sensitive Receiving Outfit No. 4008 including the Audion Detector and the No. 4010 Sending Set. The receiving range is 1000 miles and the transmitting range is a value of 3 to 5 miles. The book of instructions included with each outfit is a very complete and authoritative book on wireless. Loose Coupler, Audion and Sending Cabinet made up in hardwood cabinet. Packed in corrugated container. Price \$65.00 (Canada \$95.00)

No. 4011 Receiving and Sending Set  
A continuation of the No. 4007 Receiving Set and the No. 4010 Sending Set. Read description of these sets for complete details. Packed in corrugated container. Price \$40.00 (Canada \$60.00)

## No. 4004 AMATEUR OUTFIT

A wireless outfit designed especially for beginners. Contains two stations—one sending and one receiving. Has automatic detector on receiving station as well as mineral detector. Comes complete with wire for aerials and ground connections. Will send and receive approximately 500 feet. Packed in Gilbert Toy sealed carton. Price \$5.00 (Canada \$7.50)

## No. 4005 WIRELESS OUTFIT


A complete two station outfit built especially for amateur wireless operators. Contains two complete stations—sending and receiving. Stations have automatic detectors. Furnished complete with wire for aerials and ground connections. Will send and receive approximately 500 feet. Complete book of instructions included. Packed in Gilbert Toy sealed cartons. Price \$10.00 (Canada \$15.00)

## No. 4009 RADIO PARTS SET

A Radio Parts Set which will enable you to construct your own receiving station similar to my No. 4007 outfit. All the necessary parts are included and you will have no difficulty in following the detailed instructions in the book of instructions included with the outfit. The range of this station is 300 miles. Packed in Gilbert Toy Sealed carton. Price \$15.00 (Canada \$22.50)

## No. 4007 RECEIVING SET

A complete radio receiving set composed of Loose Coupler, Radiotelet, Telephone Receivers, Insulators and Ground Wires. It will receive messages over a distance of 300 miles under average conditions and tunes sending stations whose wave lengths are from 200 to 2500 meters. It is a very complete outfit for the advanced wireless operator. Loose Coupler set up in polished hardwood cabinet. Set includes complete book of instructions. Packed in corrugated container. Price \$25.00 (Canada \$37.50)



## GILBERT NEW WHEEL TOY

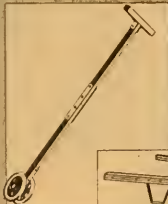
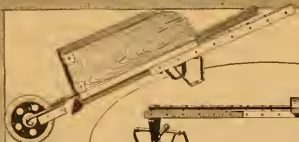
Here's the greatest toy of all, boys—a regular humdinger. With this New Wheel Toy you can make a crackerjack coaster and many other fine things, easy as rolling off a log—a sporty wagon, a dandy geared speedster, a glider that is better than the regular ones, a wheelbarrow, a baggage truck that's the real thing—something new every week.

These toys are not models or flimsy affairs. They are honest-to-goodness ones, exceptionally strong and sturdy—toys that you can get on and ride yourself. All you need is a screwdriver and wrench and the parts in the outfit. With them you can build the glider, wagon, coaster, etc., in no time at all.


The sets contain four specially built steel wheels, disc model—the classiest wheels you ever saw for carts and racers and gliders. There are steel axles, nuts, bolts, angle irons, tough bars and boards of hard wood for handles, seats, etc., and in the large sets, two fine sets of bright red steel plates drilled with small holes for the bolts.

Think what fun you can have building yourself a different toy every day or every week or as often as you like.

There's no end to the sport my New Wheel Toy will give you. Read over carefully the description of each outfit







### No. 9004 SET

The first New Wheel Toy set, boys, and a dandy. It contains all the parts necessary to build the coaster, the glider, the flat topped or stone wheel barrow, the flat topped wagon and many other toys. All of these parts

are put up so compactly in a hardwood cabinet that you scarcely believe it possible that you can build such wonderfully big toys with them. A book of instructions which comes with each outfit shows you just how every model is built. Price \$6.00 (Canada \$9.00)

### No. 9006 SET

This is the ideal Gilbert New Wheel Toy set. The special gears, pinions, axles, etc., which are included enable you to build the big geared speedster in addition to lots of other toys such as—the go-cart, snow shovel, hobby horse, wagon, wheelbarrow, coaster, glider and a great many more depending only on your own ingenuity. This outfit is a crackjack and the one I especially recommend. It comes packed in a sturdy, serviceable, hardwood cabinet and includes a manual giving complete directions for building the toys. Price \$10.00 (Canada \$15.00).



### No. 9007 SET

An even larger outfit than the No. 9006 Set. In addition to the gears, pinions, axles and many other parts which the No. 9006 Set contains, this set has also a set of sled runners so that you can build winter toys—bob sleds, wagon sleds, etc.

Then too, there are larger quantities of the standards parts enabling you to build larger models. This is the most complete Gilbert Wheel Toy outfit made. Packed in hardwood cabinet with complete book of instructions. Price \$15.00 (Canada \$22.50)

**WHEELBARROW**—Strong and Substantial. Built with No. 9006 or No. 9007 outfit.

**BOB SLED**—A dandy sled for winter. Built with No. 9007 outfit.

**SNOW SHOVEL**—Another winter toy. Built with No. 9006 or No. 9007 outfit.

**HOBBY HORSE**—Lots of fun with this toy. Built with No. 9006 or No. 9007 outfit.


**GO-CART**—A dandy cart, built like a racing sulky. Built with No. 9006 or No. 9007 outfit.

**TRUCK**—Just like a regular truck. Built with No. 9007 outfit.

**GEARED SPEEDSTER**—A real speedster that works by gears and pinions. Built with No. 9006 or No. 9007 outfit.

**GLIDER**—Strong and speedy. A corking toy. Built with No. 9004, No. 9006 or No. 9007 outfit.

**COASTER**—Steers by pacing feet on front axle. Built with No. 9004, No. 9006 or No. 9007 outfit.



# ANCHOR BUILDING BLOCKS PUZZLES AND METEOR GAMES



No. 9 SET

The largest set of Anchor Blocks with Erector parts. Contains a large quantity of all the different shapes of blocks together with a complete assortment of Erector guides, etc. for building bridges and building frameworks. A large set item which you can build an unlimited number of models. Book of simple instructions printed in four colors comes with each outfit. Packed in hardwood cabinet with tray. Price \$10.00 (Canada \$13.00)



No. 4 SET

A handy little set for beginners. Contains a liberal assortment of Anchor blocks in many different shapes. Many interesting models can be built with the outfit. Book of instructions included. Packed in hardwood cabinet. Price \$2.50 (Canada \$3.75)




No. 3 SET

Many small bridge and construction models can be built with this Anchor Block Set. Set includes an assortment of Anchor Blocks and Erector parts. Book of instructions comes with each outfit. Packed in hardwood cabinet. Price \$3.50 (Canada \$4.75)



No. 5 SET

A trades in Anchor Block Set with Erector parts. The models you can build with this set are different and varied. With the Erector parts you can construct bridges and frameworks for buildings and then fill in with the block Anchor Blocks. Book of instructions gives complete directions. Comes in hardwood cabinet with tray. Price \$5.00 (Canada \$7.50)



No. 4 METEOR GAME

A fascinating game for both boys and girls. The different sets of marbles are set in the outfit included with the outfit in this way building many different designs and color combinations. Each outfit includes more than enough marbles to play the game. Book of instructions printed in color gives many suggestions for designs. Price \$7.25 (Canada \$9.50)



No. 8 SET

This is one of the large Anchor Block Sets of stores only. Builds models at houses churches libraries etc. Big four color book of instructions included with the outfit tells you just how to construct them. Packed in hardwood cabinet with tray. Price \$7.50 (Canada \$11.25)



No. 6 SET

A rack and hardwood chest full of the many different shapes and colored Anchor Blocks. You can build cottages big business buildings and structures and many others. Book of instructions tells you how. Packed in hardwood cabinet with tray. Price \$5.00 (Canada \$7.50)



This is only one of the numberless models you can build with Anchor Blocks



THE ANCHOR PUZZLE

Your whole family can get a whole pile of fun out of this Anchor Puzzle. To consist of a neat little box containing seven state blocks. Just turn these corners out on a table top and as if you can put them back in the box again. It looks simple but try it and you'll find it as not as easy as it looks. There are 175 other problems you can work out with it also. Price 15c (Canada 65c)



# GILBERT MACHINE GUNS - TANKS AND SUBMARINES

B654 MACHINE GUN

Just look at this Gilbert Machine Gun, boys. See its rakish lines, the way the trail runs out in back like the real Machine Guns, the automatic traversed elevation and full circle swivel for zone firing and the many other features. Isn't it a cookey? You know I made the magazines for the real Browning Machine guns during the war and learned a lot about the big machine guns, so you can be sure this one is a real machine gun in miniature. Fires ten shots a second. Has detachable magazine clip. Steel barrel, wood stock. Finished in black and gray. Price \$3.75 (Canada \$5.65).

Modelled after the French Whippet or Baby Tanks, these miniature tanks are very realistic in appearance and actions. Strong corrugated rubber driving tires. Body built of lithographed metal, with gun turret and gun mounted on top.

No. A110 String Pull Tank. Price \$1.50 (Canada \$2.25).

No. A111 Clock Work Tank. Strong spring motor. Price \$3.00 (Canada \$4.50).




These tanks are miniatures of the big British and American Tanks. In the war, these big

tanks were somewhat slower work than the small French Whippet Tanks and could do lots of heavy work that the small ones weren't equipped for. Made of lithographed metal with gun turret and gun on the side. Heavy traction drive.

No. A112 Large Clock Work Tank. Powerful clock work motor. Price \$5.00 (Canada \$7.50).


No. A113 Electrically driven by powerful electric motor. Operated on batteries or through transformer from house current. Price \$5.00 (Canada \$7.50).



Here's the greatest water toy you ever saw, boys. Dives, runs along the surface or under water like a regular submarine. And best of all, it is unsinkable and returns to the surface after every voyage under water, so it cannot be lost. All you have to do is wind up the spring, set the diving planes and it starts on its voyage, first letting out the air. It's so realistic and performs so much like a real submarine that you'll be surprised. Made of metal and wood and finished in battleship gray. Price \$2.50 (Canada \$3.75).



G150 SUBMARINE



# GILBERT CHEMISTRY OUTFITS

Of all the big sciences there are two which I think are the most interesting. One is Electricity, which I told you about on page 3, the other is Chemistry—and the two sciences are worked together in a great many cases. If you know Chemistry, you will know how a great many of the things which are so necessary to your every day life, are manufactured or grown. Chemistry tells you how dye is made for the clothes you wear. What the substance you call "lead" is in the pencil you are writing with, really is. How soap is made. How your mother's silverware is plated—and any number of interesting things like that. Wouldn't you like to be able to make ammonia for your mother—or a bar of soap—do chemical magic tricks—or make a wet battery to operate your door bell. You can do these things with my chemistry outfits. Read over the descriptions.



## No. 5001

A dandy set for beginners. Contains 30 assortment of acids and alkalis, with test tube, carbon rod for wet cell, measuring spoon, etc. Book of instructions included with every set tells you how to perform all the experiments. Packed in the Gilbert Toy sealed carton. Price \$2.50 (Canada \$3.75).




## No. 5003

This is a larger set than No. 5001 and contains more acids and alkalis. Also more test tubes, etc. With this outfit you can do some of the larger and more advanced experiments. Comes in the Gilbert Toy sealed carton. Price \$3.75 (Canada \$5.65)



## No. 5004

Here's a corking chemistry outfit in a hardwood cabinet which is a chemical laboratory in itself. In addition to the many acids and alkalis included, this outfit has a test tube rack, filter paper, alcohol lamp, etc. Book of instructions gives complete directions for the many experiments you can do with this set. Packed in hardwood cabinet. Price \$6.00 (Canada \$9.00).



## No. 5006

One of the most complete miniature chemical laboratories made. It contains all the apparatus in the No. 5004 outfit and has in addition a number of acids, etc., with which to do the very advanced experiments explained in the book of instructions, as well as a dry cell battery for doing electro chemical experiments. Packed in hardwood cabinet. Price \$10.00 (Canada \$15.00).



# GILBERT

## DESIGNER & TOY MAKER

### AND

## SOLDERING OUTFITS



Here's one of my newest toys. I call it the Designer and Toy Maker for with it you can design your own toys and build them with the scroll saw and equipment included in the set. Every set contains an apparatus for enlarging or reducing any design you want to just the size you need.

Book of Instructions included tells you what to do and gives some suggested designs for new toys. Packed in the Gilbert Toy sealed carton.


Price \$1.50 (Canada \$2.75).

No.  
8001

### No. 7001

My new Soldering Outfit which is really more than a toy. It's a handy set to have around the house if any of your mother's pans or small pipes spring a leak. With this on hand you can quickly and easily repair them. The book of instructions included tells you how to use the Soldering iron, solder and many other things which come with the set. Packed in the distinctive Gilbert Toy sealed carton.

Price \$1.50 (Canada \$2.25).



### No. 8002

This outfit is a larger set than No. 8001. In addition to the apparatus contained in 8001, it includes boards to try out your designs, sand paper, extra saws for scroll saw and a set of paints with which to color your toys after you have them built. A dandy set to build bird cages, fern stands, and many useful articles like that. Comes in a Gilbert Toy sealed carton. Price \$2.50 (Canada \$3.75).



### No. 7002

A larger set than No. 7001 containing a gas oven with cover in addition to the parts included in No. 7001. This outfit makes it easy for you to perform the experiments and useful household jobs explained in the book of instructions. Oven can easily be attached to gas jet by means of a short cord. Packed in the Gilbert Toy sealed carton. Price \$2.50 (Canada \$3.75).

# GILBERT TOOL CHESTS AND CARPENTER OUTFITS

No. 705

A dandy little set packed in a hardwood cabinet containing: Brace Bit, Screw Driver, Hammer, Rule, Saw, Wood Try Square, Wood Triangle. Size 13 1/2" x 7 x 4". Weight 3 1/2 lbs. Price \$2.50 (Canada \$3.75).



No. 710

A larger set than No. 705. A typical boys outfit. It contains: Brace, Bit, Screw Driver, Hammer, Miter Box, Plane, Rule, Saw, Try Square and Wood Triangle. Packed in hardwood cabinet size 13 x 7 x 5 1/2". Weight 5 lbs. Price \$3.50 (Canada \$5.25).



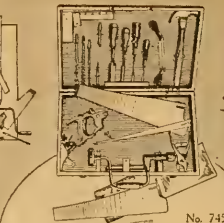
No. 720

A specially compact outfit. Brace forms unique handle. It contains: 2 Bits, 1 Saw, Screw Driver, Hammer, Brace, Chisel and Nail Set. Hardwood chest size 13 1/2" x 9 1/2" x 3 1/4". Weight 7 1/4 lbs. Price \$7.50 (Canada \$11.25).



No. 745

A very complete chest of exceptionally high grade tools. Special hardwood compact chest contains 3 Bits, 1 Brace, 2 Chisels, 1 Countersink, 2 Screw Drivers, 1 Hammer, 1 Pair Combination Pliers, 1 Rule, 1 Nail Set, 4 Saws in Combination Set of Saws (in cases), 1 Try Square, 1 Draw Shave and 1 Plane. Size 21 x 13 x 4". Weight 15 lbs. Price \$25.00 (Canada \$37.50).



No. 715

You can do many useful things with the tools in this chest. It contains: Awt, Brace, Bit, Chisel, Screw Driver, Gauge - Marking, Hammer, Miter Box, Nail Set, Plane, Rule and Saw. Hardwood cabinet size 18 1/2" x 7 x 5 1/2". Weight 6 1/2 lbs. Price \$5.00 (Canada \$7.50).



No. 730

A regular carpenter's outfit in hard wood chest with tray for nails, brads, tacks, etc. It contains: 1 Brace, Gullet Bit, 2 Bits, 1 Scratch Awt, Tack Claw, Screw Driver, 2 Chisels, 1 Draw Shave, Hammer, Plane, Rule, Try Square and Saw. Size 17 x 8 x 6 1/4". Weight 8 1/2 lbs. Price \$12.50 (Canada \$18.75).



No. 725

Just the set you want for your workshop. It contains: 1 Brace, 2 Bits, 2 Chisels, 1 Countersink, Screw Driver, Hammer, Plane, Nail Set, and Saw. Packed in specially compact chest with unique handle arrangement. Size 15 1/2" x 9 1/2" x 3 1/4". Weight 8 1/2 lbs. Price \$10.00 (Canada \$15.00).



No. 740

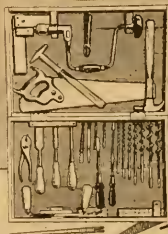
The kind of tools a carpenter would buy for his own use. Set contains: 4 Bits, 1 Gullet Bit, 1 Brace, 3 Chisels, 1 Rule, 1 Saw, 1 Nail Set, Countersink, 2 Screw Drivers, 1 Hammer, 10 Tools in Tool Holder, 1 Pair Combination Pliers.

Compact hardwood chest with special handle arrangement. Size 21 x 13 x 4". Weight 14 1/2 lbs. Price \$20.00 (Canada \$30.00).



No. 750

A tool chest full of the very best grade tools. One that you may be proud to own. It contains: 2 Auger Bits, 1 Countersink Bit, 3 Chisels, 1 pair combination Pliers, 1 Claw Knife, 1 Countersink, 1 Nail Set, 1 Screw Driver Bit, 1 Drawing Knife, 2 Screw Drivers, 1 Rule, 1 Plane, 1 Nail Hammer, 1 Tack or Nailing Hammer, 1 Hatchet, Brace, 1 Try and Miter Square, 10 Tools in Tool Holder, 2 Saws in Combination Set of Saws. Packed in compact hardwood chest with special handle. Size 21 x 16 1/2" x 4". Weight 22 lbs. Price \$35.00 (Canada \$52.50).



No. 735

A high grade set of tools for the workshop or garage. It contains: 2 Bits, 1 Brace, 2 Chisels, 1 Screw Driver, Countersink, 10 tools in tool holder, 1 Hammer, Plane, Nail Set, Rule, and Saw. Packed in compact hardwood chest with special handle arrangement. Size 17 x 12 1/2" x 3 1/4". Weight 10 lbs. Price \$15.00 (Canada \$22.50).





# GILBERT PUZZLE • MYSTO MAGIC AND CARD TRICKS



No. 1029  
PUZZLE PARTY

Contains four interesting puzzles with directions for solving each one. A dandy lullie set to furnish each person at a puzzle solving party. Comes in the Gilbert Toy sealed carton. Price 25c (Canada 40c).



No. 1030  
PUZZLE  
PARTY

This set contains eight fascinating puzzles with which to test your skill. It's great fun trying to solve them, but the book of instructions tells how in case you find it hard. Packed in the Gilbert Toy sealed carton. Price 50c (Canada 75c).



No. 1031  
PUZZLE  
PARTY

A very complete outfit of the most interesting and instructive puzzles made. Such famous puzzles as the Fossy Link, Horse Shoe, Shamrock, etc. are included. Book of instructions gives complete directions and many additional tricks. Comes in Gilbert Toy sealed carton. Price \$1.00 (Canada \$1.50).



No. 2001  
MYSTO  
MAGIC

A crackjack outfit for an amateur magician. Contains such tricks as the Multiplying Billiard Balls, Cigarette Vanisher, Disappearing Coins and many others. Magic Wand and Show Poster comes with each set together with complete book of instructions. Packed in Gilbert Toy sealed carton. Price \$1.50 (Canada \$2.25).



No. 2004  
MYSTO  
MAGIC

Wouldn't your friends be surprised? You can do these things and many others with the apparatus included in this set and the book of instructions tells you how. Packed in the Gilbert Toy sealed carton. Price \$3.00 (Canada \$7.50).



No. 2003  
MYSTO  
MAGIC

This outfit is larger and contains more tricks than No. 2001. In addition it has Passe Passe Coin Trick, Chinese Linking Rings, Disappearing Eggs, etc. Book of instructions tells how to do each trick. Magic wand and Show Poster included. Packed in the Gilbert Toy sealed carton. Price \$2.50 (Canada \$3.75).



carton. Price \$2.50 (Canada \$3.75)



No. 2008 MUTT  
& JEFF JOKES

Here's an outfit you can have a pile of fun with. Play harmless tricks on everybody. Contains some of the biggest laugh producing tricks invented, including Sore Fingers, Rubber Jokes, Plate Lifter, Raveling Jucker, Window Smasher and Magic Ink Spot. Book of instructions tell how to do each trick. Price \$1.50 (Canada \$2.25).



No. 2006  
MYSTO  
MAGIC

Tube, Handkerchief Castle and Spirit Slate, together with a book of instructions which gives complete instructions for giving an entertaining act. Comes in hardwood cabinet. Price \$10.00 (Canada \$15.00).



No. 2007  
CARD TRICKS

A Mysto Magic Outfit of card tricks only. In addition to the marvelous Pack of Cards with which you can perform any number of tricks, it includes the Knock Out, Paper Elephant, Mysto Jacks, Sphinx, etc. Book of complete instructions included. Price \$1.50 (Canada \$2.25).



# GILBERT RACERS-MAIL WAGONS-AMBULANCE-TRUCKS-TUMBLING CLOWNS


## P74 AMBULANCE

A miniature ambulance that scoots around the floor at a lively pace. It is made throughout of lithographed metal with bright red wheels and a white body with black chassis. A white cross appears on each side in a panel of red. Has powerful spring motor. Price \$1.00 (Canada \$1.50).




## B677 TUMBLING CLOWN

One of the most amusing metal toys made. It consists of a stand and upright with bar over which the laughable little clown tumbles at a rapid pace, all the time turning somersaults over the bar to which he is fastened, the bell fastened to him jingling merrily. Comes knocked down with directions for assembling. Price 75c. (Canada \$1.15)



## P78 MAIL WAGON

You've seen the automobiles that carry the mail and parcel post from the railroad station to the post office, etc. This one is just like them. Built of lithographed metal, finished a bright yellow trimmed with black, with bright red wheels. Strong spring wound motor drives it at a lively clip. Price \$1.00 (Canada \$1.50)




## P76 RACER

A rakish, classy looking little miniature automobile racer. Made of lithographed metal finished in bright yellow with black trimmings and bright red wheels. Has spare wheel fastened on the rear like the regular racers. Strong spring motor. Price \$1.00 (Canada \$1.50).

## B678 TUMBLING CLOWNS

This works on the same principle as the B677 Clown only there are two clowns instead of one. They balance each other and when set in motion turn somersaults first one way and then the other—both bells ringing out cheerily. Comes knocked down with directions for assembling. Price \$1.50 (Canada \$2.25).



## P77 TRUCK

A creaking little mechanical truck. Finished in red and black, in brightly lithographed metal. It is very realistic. Has same powerful spring motor that I put in all my mechanical toys. Furnished with driver. Price 75c. (Canada \$1.15)





# TOY ENGINEERING PRIZE CONTEST

## A PERSONAL MESSAGE

DEAR FRIEND

I wish that I could meet you personally. But since we may never meet each other, I want to help you have some mighty good times and tell you about the fun I used to have when I was a boy, and when I was in college at Pacific University and at Yale.

You know I publish a fine magazine called *Gilbert Toy Tips*, full of great stories about boys, about college life, about athletics, how to train, etc., with many illustrations in it. I want you to have a free subscription to this magazine for one year and here's the way to get it.

Make a copy of the bottom half of this page and fill in the spaces with your name and address and mail it to me with five names, signed by five of your boy friends, and your subscription to *Tips* will be sent to you absolutely free, with postage paid.

Your boy friends, however, will have to give you 25 cents each to pay for the mailing charges on their subscriptions and you can send me this money in cash or stamps with the coupons.

I wish you could see my big factory—the biggest toy factory in America.

*A. C. Gilbert*

## Make A Copy of This and Mail Today.

MR. GILBERT—I am sending you five one-year subscriptions to *Gilbert Toy Tips*, with \$1.25, and you are to send me FREE my own subscription for one year. I understand that *"Tips"* is published every month.

MY NAME \_\_\_\_\_

(STREET) (CITY) (STATE)

1st NAME \_\_\_\_\_

(STREET) (CITY) (STATE)

2nd NAME \_\_\_\_\_

(STREET) (CITY) (STATE)

3rd NAME \_\_\_\_\_

(STREET) (CITY) (STATE)

4th NAME \_\_\_\_\_

(STREET) (CITY) (STATE)

5th NAME \_\_\_\_\_

(STREET) (CITY) (STATE)

## BIG TOY ENGINEERING PRIZE CONTEST

THINK OF THIS!

\$1500 IN PRIZES FOR YOU!  
500 PRIZES.

Remember this big contest is always running and any boy can compete. The prizes are awarded once a year—March 1st. Competition closes at midnight on the last day of February.

This contest is to encourage leadership in boys in building original models, new models, imitations of great engineering feats, etc.

Think of it boys—500 fine prizes. A real boy's Automobile or Shetland pony. The best, knowestest pony you ever saw. All these to give you more fun than ever before out of building new ideas.

You can enter models built from Erector, Gilbert's new Wheel Toy, Gilbert Soldering Guit, Gilbert's Designer and Toy Maker or any Gilbert Toy or any other Engineering Toy. Our idea is to build and develop the engineering interest of boys in originating and creating new toys and new models and imitating engineering feats.

You do not even have to have an entry blank. Simply print your name and address on the back of the photograph or sketch or drawing and send it in to The A. C. Gilbert Company, New Haven, Conn., and mark it for the attention of the Gilbert Toy Engineering Prize Contest.

## MODELS NOT WANTED.

We do not want to have you send in models. Send in drawings, sketches or photographs of the model, giving us a complete description.

## MATERIAL.

No restriction is placed upon the material out of which you build your models.

## NUMBER OF DESIGNS.

You can submit as many designs as you desire. The sole right of photographs, sketches, etc. which you send in to us is to be vested in The A. C. Gilbert Company. No photographs or sketches will be returned to competitors. We will not be responsible for photographs or other entries being misrouted in the mails or lost.

## ATTACH YOUR NAME AND ADDRESS.

Your name and address must be written on the back of each photograph, sketch, etc.

## WHERE TO SEE THESE TOYS.

Dealers in every city sell Gilbert Toys and you can always see them on display in your city. If no dealer in your city sells them, however, send us the name of your dealer and we will send you free the big Gilbert Toy Catalog.

## PREPAID.

Postage must be prepaid on all photographs or other suggestions for prizes, by the sender.

Competition closes on March 1st of every year and all photographs or sketch must be received here before midnight on the last day of February to get in on that year's contest.

## AWARDS.

Prizes will be awarded as soon after that date as possible.

## DELIVERY OF PRIZES.

Each prize is f.o.b. shipping point. The winner will be expected to pay the delivery charges.

## ANNOUNCEMENT OF WINNERS.

The names of winners will be published in our magazine *"Gilbert Toy Tips"*. Copies of this magazine will be mailed to every competitor. Every boy who wins a prize in this great toy engineering prize contest will be awarded an Honorary Diploma in the Gilbert Engineering Institute for Boys.

*A. C. Gilbert*



# GILBERT ENGINEERING INSTITUTE



## HOW TO BECOME A GILBERT ENGINEER

### A GILBERT EXPERT ENGINEER

### A GILBERT MASTER ENGINEER

June 1st, 1919

These requirements supersede all others to date.

The Gilbert Engineering Institute for Boys awards three degrees for exceptional merit in the operating and use of Gilbert Engineering Toys.  
First Degree—Gilbert Engineer. Second Degree—Gilbert Expert Engineer. Third Degree—Gilbert Master Engineer.

To become a Gilbert Engineer it is necessary for you to win five points. To become a Gilbert Expert Engineer you must be awarded fifty points. To become a Gilbert Master Engineer you must

win 100 points.

These points are awarded as follows and you can see that it is not necessary to fulfill all ten requirements to win even the highest degree. A photograph of a good Engineer model will win first degree in fact any one of the ten requirements will win the first degree but it is not necessary to get exactly five points. After you have won the first degree you can then choose whatever requirements you like best to make up your fifty points for the second degree and 100 points for the third degree.

1. Erector (4)	5 Points
2. Erector (18)	20 "
3. New Wheel Toy	25 "
4. Chemistry	15 "
5. Electricity	15 "
6. Wireless	15 "

5. Designer and Toy Maker	15 Points
7. Soldering Outfit	10 "
8. Prize Contest Winner	10 "
9. Tele Set	5 "
10. Phone Set	5 "

## Requirements

### 1. FLECTOR (4)

Photograph of Erector model.

### ERECTOR (18)

Photograph of an Erector model operated with an electric motor.

NOTE—As I had a number of my boy friends submit Erector models which would not entitle them to 25 points but at the same time are worthy of a good deal of merit, I have divided this into two parts as shown above.

### 2. NEW WHEEL TOY

Photograph of a model built with New Wheel Toy. This model must be built mostly out of parts from any one of the Wheel Toy Outlets. You may use boxes and additional boards if you like. It must be a model not already illustrated in the manual. It must be a practical model that you can use. Send with the photograph a list of the parts needed in built it.

### 3. CHEMISTRY

Photograph if possible, if not complete description of some chemical experiment which can be done with Gilbert Chemistry Outlets and is not already included in the manual. Give complete details of experiment including chemicals used. This will be tried out by our chemistry experts and if found to work, you will be awarded the 15 points.

### 4. ELECTRICITY

Photograph showing that you have put together motor included in the Gilbert Electrical Set on photograph of some electrical combination that can be used, made from parts included in the Gilbert Electrical Set. In submitting photograph, give complete list of parts necessary.

### 5. WIRELESS

Photograph of your own Gilbert Wireless station. Photograph must show apparatus from Gilbert Wireless Outlets on table with you seated in position for operation. Note signed by parents to the effect that you know how to operate and send wireless messages and that you are ready to be examined by a Gilbert wireless expert should we decide to send him.

### 6. DESIGNER AND TOY MAKER

Photograph of a model built with Gilbert Designer and Toy Maker. This model must be something not already included in the book of instructions and must also include a working design showing how this model can be built.

### 7. SOLDERING OUTFIT

Photograph of something you have repaired with the Gilbert Soldering Outfit. Photograph must show article before and after repairing and you must also send a complete account of exactly what you did.

### 8. PRIZE CONTEST WINNER

Every boy who wins a prize in the big Gilbert Toy Engineering Prize Contest will be awarded 10 points. (If you haven't the details of this big contest, write for them at once.)

### 9. TELE SET

Photograph showing your own telegraph station. Photograph must show you seated at table in position for operation. You must also send note signed by your parents stating that you know how to send and receive telegraph messages and you are ready to be examined by a Gilbert telegraph expert should we decide to send him.

### 10. PHONE SET

Photograph of Gilbert Telephone Set. Photograph must show you seated at table ready for operation. You must also send note signed by your parents stating that your Gilbert Phone Set actually operates.

### SPECIAL INSTRUCTIONS FOR 2ND DEGREE

When you have been awarded sufficient points to entitle you to the second degree, Gilbert Engineer, send us subscriptions from four of your boy friends for Gilbert Toy Taps at 25c a year each.

### SPECIAL INSTRUCTIONS FOR 3RD DEGREE

When you have been awarded 100 points that entitle you to the degree of Gilbert Master Engineer send us subscriptions from six of your boy friends for Gilbert Toy Taps at 25c a year each.

You must also have a certificate from your teacher stating that your scholarship in school is satisfactory. This is to be filled out in place left for it on the last of Certificate above.

Send for Point Certificate as you can start at once.

The Point Certificate keeps a record of points as you win them.

## Rewards for Winning the Different Degrees

FIRST DEGREE—Diploma ready for framing certifying that you are a Gilbert Engineer.

SECOND DEGREE—1. Diploma ready for framing certifying that you are a Gilbert Expert Engineer.

2. Handmade gold medal and C. E. E. lapel button.

THIRD DEGREE—1. Diploma ready for framing certifying that you are a Gilbert Master Engineer.

2. Gold C. M. E. lapel pin.

3. Valuable Gold watch.

4. Recommendation signed by Mr. Gilbert to help you get a permanent position.

5. Recommendation from A. C. Gilbert Co. as a demonstrator of Gilbert Toys in a local store during the holiday season.

IMPORTANT—Take good care of your Point Certificate. Do not lose it. It is the only record that is kept of all the points you win. PROCEEDURE—When you are ready to submit photograph send your Point Certificate in together with complete material. Your photograph will be judged by the Gilbert Engineering Institute and if found worthy credits will be returned to you with the points you have won filled in. Whenever you have completed a model that is to be submitted send Point Certificate in together with photograph of your model. Do not wait until you have points enough to win one of the degrees. Send the photographs just as soon as you complete the requirements for each Gilbert Toy.

NOTICE—Do not send the actual models, send only photographs and complete information.

Address All Photos, Letters, and Requests for Point Certificate To:—

## THE GILBERT ENGINEERING INSTITUTE FOR BOYS

THE A. C. GILBERT COMPANY

NEW HAVEN, CONNECTICUT

Be sure to write your name and address plainly on the back of all photos you send. They must be sent prepaid and become the property of The A. C. Gilbert Company. They will not be returned.

